

RoHS Compliant

SPECIFICATION :

1. Electrical Char.

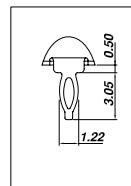
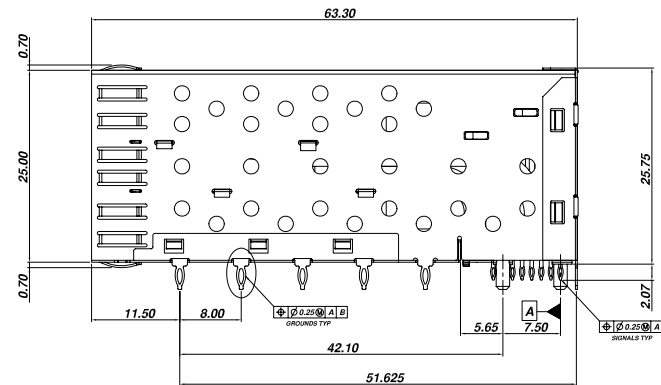
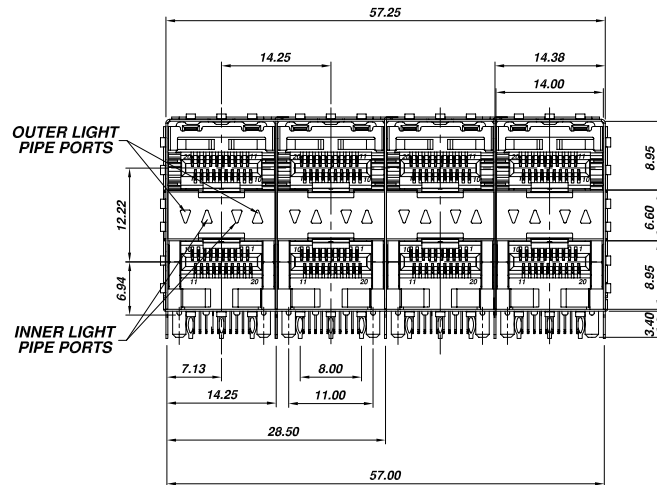
Low Level Contact Resistance :
 Δ R 10milli-Ohm Max. For Shield & Signal Contacts.
 Withstanding Voltage : 300V AC Max.
 Insulation Resistance : 1×10^8 Ohm Min.
 Rating Current : Signal Application Only.
 Rating Voltage : 120V AC.

2. Physical char.

Connector Housing : LCP (UL 94V-0) Black Color,
 Soldering Temperature: 235°C for 5 Sec.
 Moulded Inset : High Temperature Plastic (UL 94V-0) Black Color.
 Contact Mating Area : 0.20mm Thickness Phosphor bronze
 Gold Plating Over Nickel.
 Contact Needle Eye : 0.20mm Thickness Phosphor bronze
 Matte Tin Plating Over Nickel.
 Cage : Copper Alloy, T=0.25mm.
 Light Pipes : Polycarbonate. UL 94V-0, Clear Color.
 Light Pipe Housing : PBT Glass Filled (UL 94V-0), Black Color.
 Operation Temperature : -40°C / +85°C
 Storage Temperature : -55°C / +105°C

3. Mechanical Requirement:

Durability : 100 Mating cycles Min.
 Insertion & Extraction Force : 40N Max. & 11.5N Max.



ASFP-SN24-XA

Gold Plated	1 = 15u" 2 = 30u"
-------------	----------------------

ALLSUN CORPORATION
 9FL,NO.292 SEC.7 CHENG TEH ROAD.TAIPEI TAIWAN.
<http://www.allsun.com.tw>

TITLE

SFP 2x4 Press Fit Connector


ASFP-SN24-XA

NOT SCALED DRAWING	TOLERANCE UNLESS OTHERWISE NOTICE	INCH	MM	DR.	DATE
THIRD ANGLE PROJECTION	LINEAR	$.00 \pm 0.01$ $.0000 \pm 0.005$ $.0000 \pm 0.002$	$.00 \pm 0.25$ $.0000 \pm 0.13$ $.0000 \pm 0.05$	Steven CK'D Johnn APP'D Billy	DEC-31 '13 DEC-31 '13 DEC-31 '13
	ANGLE +0° 30'		RADII +0.45 -0.15		

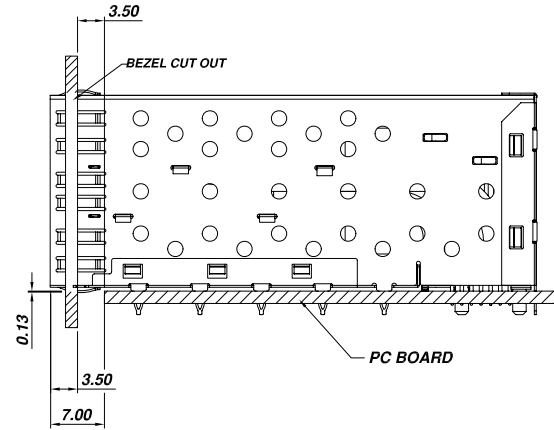
DWG. NO.

ASFP0A19-1

RoHS Compliant



BEZEL CUT-OUT CENTER SPACING DETAIL
BEZEL THICKNESS:0.8-2.6



ALLSUN CORPORATION
9FL,NO.292 SEC.7 CHENG TEH ROAD.TAIPEI TAIWAN.
<http://www.allsun.com.tw>

TITLE

SFP 2x4 Press Fit Connector

ASFP-SN24-XA

NOT SCALED DRAWING	TOLERANCE UNLESS OTHERWISE NOTICE	INCH	MM	DR.	DATE
 THIRD ANGLE PROJECTION	LINEAR	$\frac{MM}{INCH}$.00±0.01 .000±0.005 .0000±0.002	Steven CK'D	DEC-31 '13
	ANGLE +0° 30'	RADII	+0.45 -0.15	Johnn APP'D	DEC-31 '13
$\frac{MM}{INCH}$				Billy	DEC-31 '13

DWG. NO.

ASFP0A19-1

